

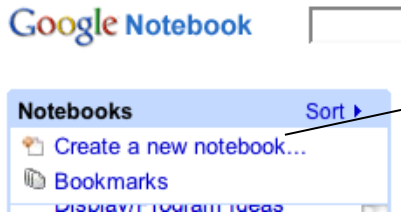
THE GOOGLE NOTEBOOK FOR YOU AND YOUR STUDENTS

PRESENTER: KELLY L. WOOD, DOWNERS GROVE DISTRICT 58
KWOOD@DG58.ORG

SIGNING UP FOR A GOOGLE NOTEBOOK

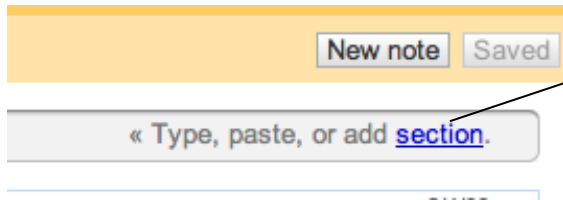
YOU MUST HAVE A GOOGLE ACCOUNT TO GET A GOOGLE NOTEBOOK. SIMPLY SIGN UP FOR GMAIL, GOOGLE'S E-MAIL PROVIDER, IF YOU HAVEN'T ALREADY (GMAIL.GOOGLE.COM). YOU DON'T HAVE TO USE GMAIL FOR E-MAIL IF YOU DON'T WANT TO; JUST SET UP AN E-MAIL ACCOUNT, USE IT TO ACTIVATE YOUR NOTEBOOK, AND THEN YOU NEVER HAVE TO USE IT AGAIN! :)

CREATING A NOTEBOOK, ADDING NOTES, ADDING SECTIONS



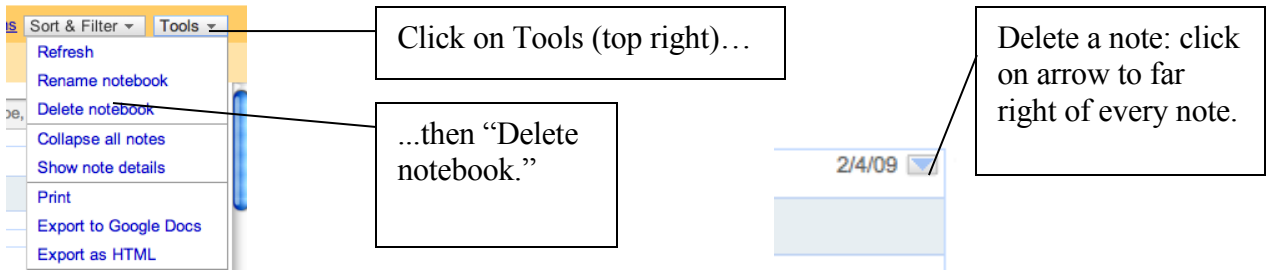
Click here, in the top left of your screen. Right click (PC) or cntrl +click (Mac) to name your notebook.

Add a new note here, in the top right of your screen.



Right under "New note" you'll find where to add a new section.

DELETING NOTEBOOKS AND NOTES

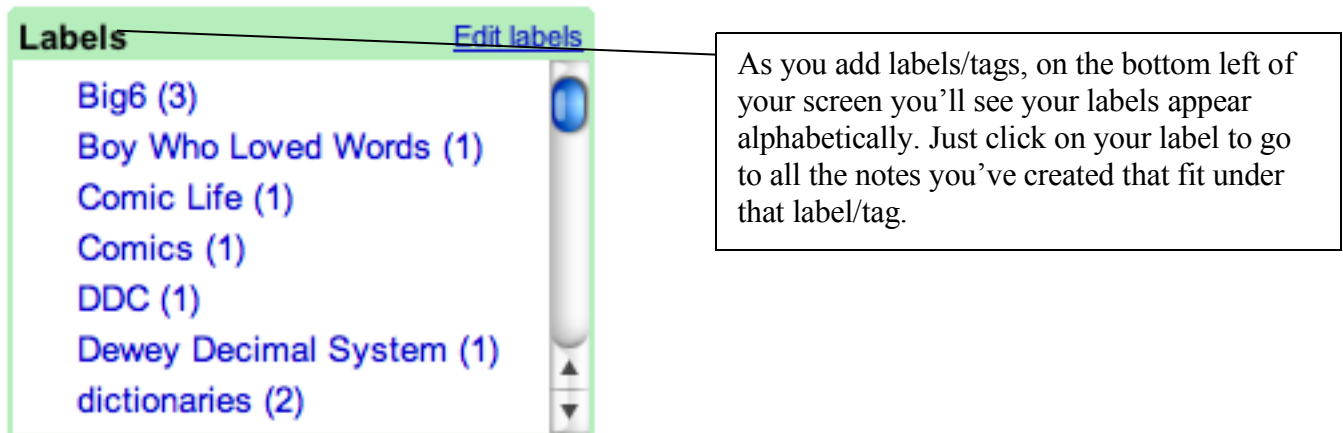
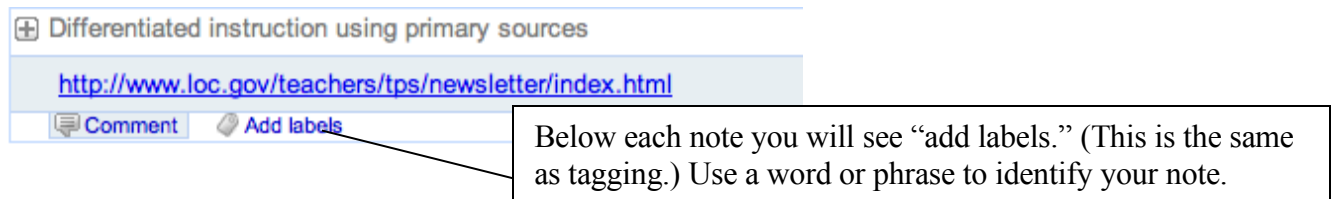


GETTING STARTED WITH YOUR NOTEBOOK

A FEW IDEAS FOR NOTEBOOKS:

- COPYRIGHT-FREE IMAGES AND CLIP ART SITES
- LESSON PLANS BY TOPIC
- LESSON PLANS BY SEASON, HOLIDAY, OR MONTH
- GAMES SITES
- SITES PERTAINING TO YOUR CERTIFICATION, THE ISBE, YOUR ROE, ENTERING CPDUS, ENTERING INFORMATION FOR BECOMING HIGHLY QUALIFIED, ETC.

SEARCHING IN YOUR NOTEBOOK EASILY



WANT MORE INFORMATION?

SEE AN 11-MINUTE VIDEO WITH MORE DETAILS AT [HTTP://VIDEO.GOOGLE.COM/VIDEOPLAY?](http://video.google.com/videoplay?DOCID=-883711300313519313&EI=WLCPSq7BIW0IAL9HQTICW&Q=GOOG)

[LE+NOTEBOOK](#)

(OR GO TO VIDEO.GOOGLE.COM AND TYPE IN "GOOGLE NOTEBOOK")

TRANSFERRING YOUR GOOGLE NOTEBOOK TO ANOTHER PROVIDER

[HTTP://NEWS.CNET.COM/SEVEN-WORTHY-GOOGLE-NOTEBOOK-REPLACEMENTS/](http://news.cnet.com/seven-worthy-google-notebook-replacements/)

I CHOSE UBERNOTE AS THE MOST SIMILAR TO THE GOOGLE NOTEBOOK.